

Practitioner Diversion Awareness Conference

Drugs of Abuse and Trends

Scott Brinks, Acting Unit chief
Liaison Unit





LEGAL DISCLAIMER

The following presentation was accompanied by an oral presentation on **August 6 and 7, 2018**, and does not purport to establish legal standards that are not contained in statutes, regulations, or other competent law. Statements contained in this presentation that are not embodied in the law are not binding on DEA. Summaries of statutory and regulatory provisions that are summarized in this presentation do not purport to state the full extent of the statutory and regulatory requirements of the cited statutes and regulations. **I have no financial relationships to disclose.**



Fair Use Act Disclaimer

This presentation is for educational purposes only. This presentation may not be further copied or used, with the embedded images and videos, without an independent analysis of the application of the Fair Use doctrine.

Fair Use

Under section 107 of the Copyright Act of 1976, allowance is made for “Fair Use” for purposes such as criticism, comment, news reporting, teaching, scholarship, education and research.

Fair Use is a use permitted by the copyright statute that might otherwise be infringing. Any potentially copyrighted material used in this presentation has been reviewed and found to be used in a manner consistent with Fair Use. A completed Fair Use checklist is attached.



Course Objectives

- § **Discuss the Public Health Epidemic.**
- § **Review the common drugs of abuse.**
- § **Discuss the relationship between pharmaceutical controlled substances and heroin.**



Course Objectives

- § **Discuss the violence related to controlled substance prescribing and dispensing.**
- § **Review key research and studies involving the impact of indiscriminate prescribing of controlled substances.**



Questions to Discuss

At the completion of this block of instruction you will be able to answer the following questions:

- 1. Which country, per million population, has the largest amount of drug induced deaths ages 15-64?**
- 2. Where does Kentucky rate in the United States in the amount of Hydrocodone dispensed?**



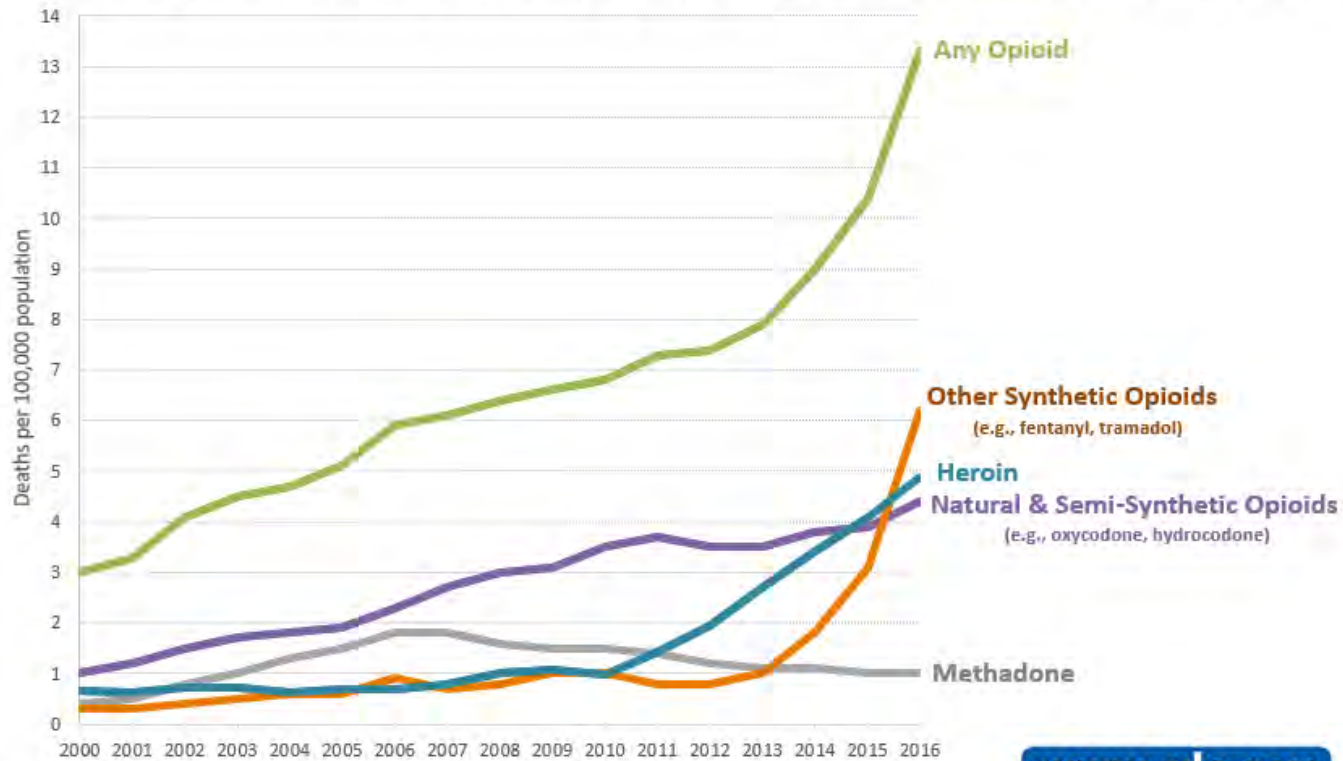
Questions to Discuss

- 3. What percentage of the world's hydrocodone production does the United States consume?**
- 4. What is the most misused prescription controlled substance pain reliever in the United States?**
- 5. What percent of heroin users began their addictions with prescribed pain relievers?**



The Problem – People Are Dying

Overdose Deaths Involving Opioids, by Type of Opioid, United States, 2000-2016

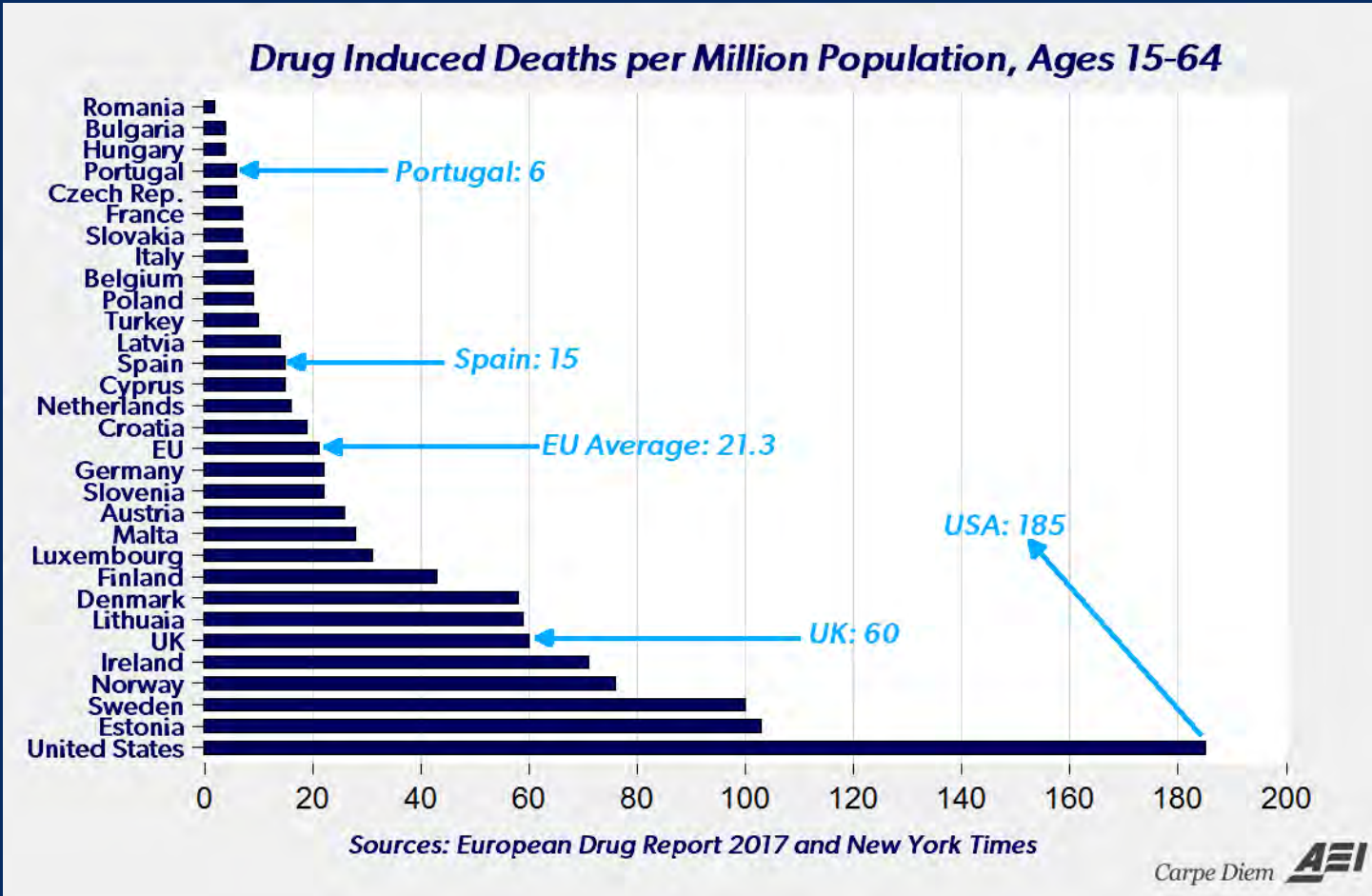


SOURCE: CDC/NCHS, National Vital Statistics System, Mortality. CDC WONDER, Atlanta, GA: US Department of Health and Human Services, CDC; 2017. <https://wonder.cdc.gov/>.

www.cdc.gov
Your Source for Credible Health Information



The Problem – People Are Dying





Drugs of Abuse

The top 5 distributed scheduled controlled substances in the United States:

- 1. Hydrocodone**
- 2. Oxycodone**
- 3. Codeine**
- 4. Buprenorphine**
- 5. Morphine**



Where Does the United States Rank In Consumption?

Drug Name	United States (Pop. 320 Mil.)		China (Pop. 1.37 Billion)		World (7.3 Bil)
	Percent	Tons	Percentage	Tons	Tons
Hydrocodone			0.00%	0.001	36.3
Oxycodone			1.08%	0.9	83.2
Morphine			3.92%	1.6	40.8
Codeine			2.66%	7.6	285.5
Methadone			4.56%	1.5	32.9
Fentanyl			0.32%	0.006	1.85

Source (2017). INCB data, International Narcotics Board: Comments on Reported Statistics on Narcotic Drugs.



Hydrocodone

§ Hydrocodone / Acetaminophen (toxicity)

§ Similarities:

§ Structurally related to codeine

§ Equal to morphine in producing opiate-like effects

§ Brand Names: Vicodin[®], Lortab[®], Lorcet[®]





Hydrocodone



§ **October 6, 2014 moved to SCHEDULE II**

§ **Street prices: \$2 to \$10 per tablet depending on strength & region**



The Trinity Cocktail



Hydrocodone

Opioid



Muscle Relaxant



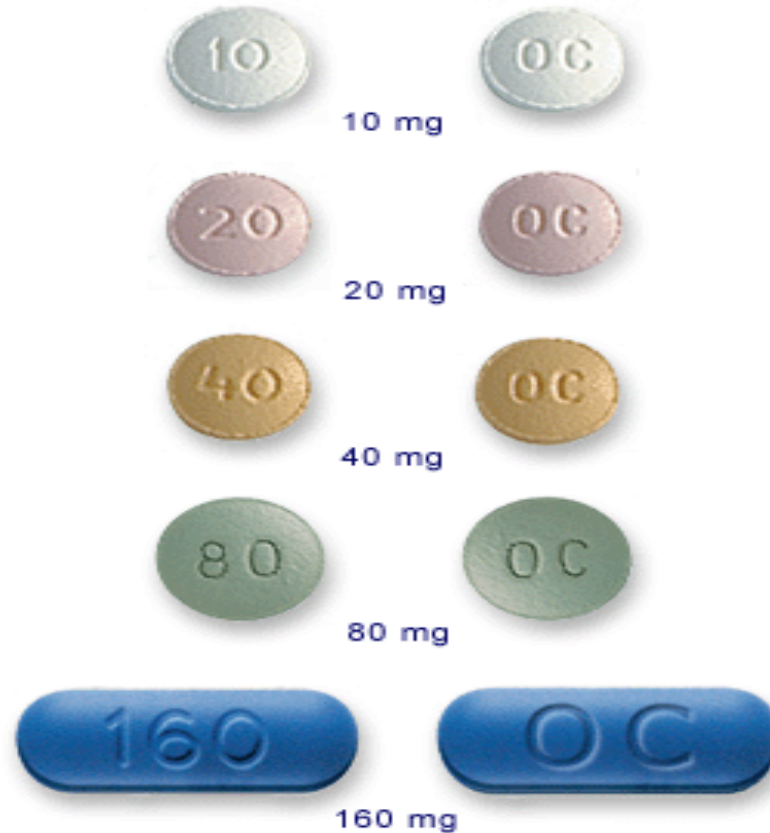
Alprazolam

Benzodiazepine



OxyContin®

The
1990s



OxyContin® Tablets
(oxycodone hydrochloride controlled-release)



OxyContin®

- § **OxyContin® controlled release formulation of Schedule II oxycodone:**
 - § **The controlled release method of delivery allowed for a longer duration of drug action and contained much larger doses of oxycodone.**
 - § **Abusers easily compromised the controlled release formulation by crushing the tablets for a powerful morphine-like high.**
 - § **10, 20, 40, 80mg available.**



OxyContin®

§ Effects:

§ **Similar to morphine in effects and potential for abuse/dependence.**

§ **Sold in “Cocktails” such as:**

§ **Oxycodone, Soma® and Xanax®**

§ **Street price: Approx. \$80 per 80mg tablet**



Drug Trends



Heroin and Fentanyl



Heroin

- **Heroin comes from the poppy flower.**
- **It comes from outside of the U.S. – Asia, Pakistan, Afghanistan.**
- **Brought in through different drug routes – Mexico.**
- **Heroin use has increased in the last 5 years.**

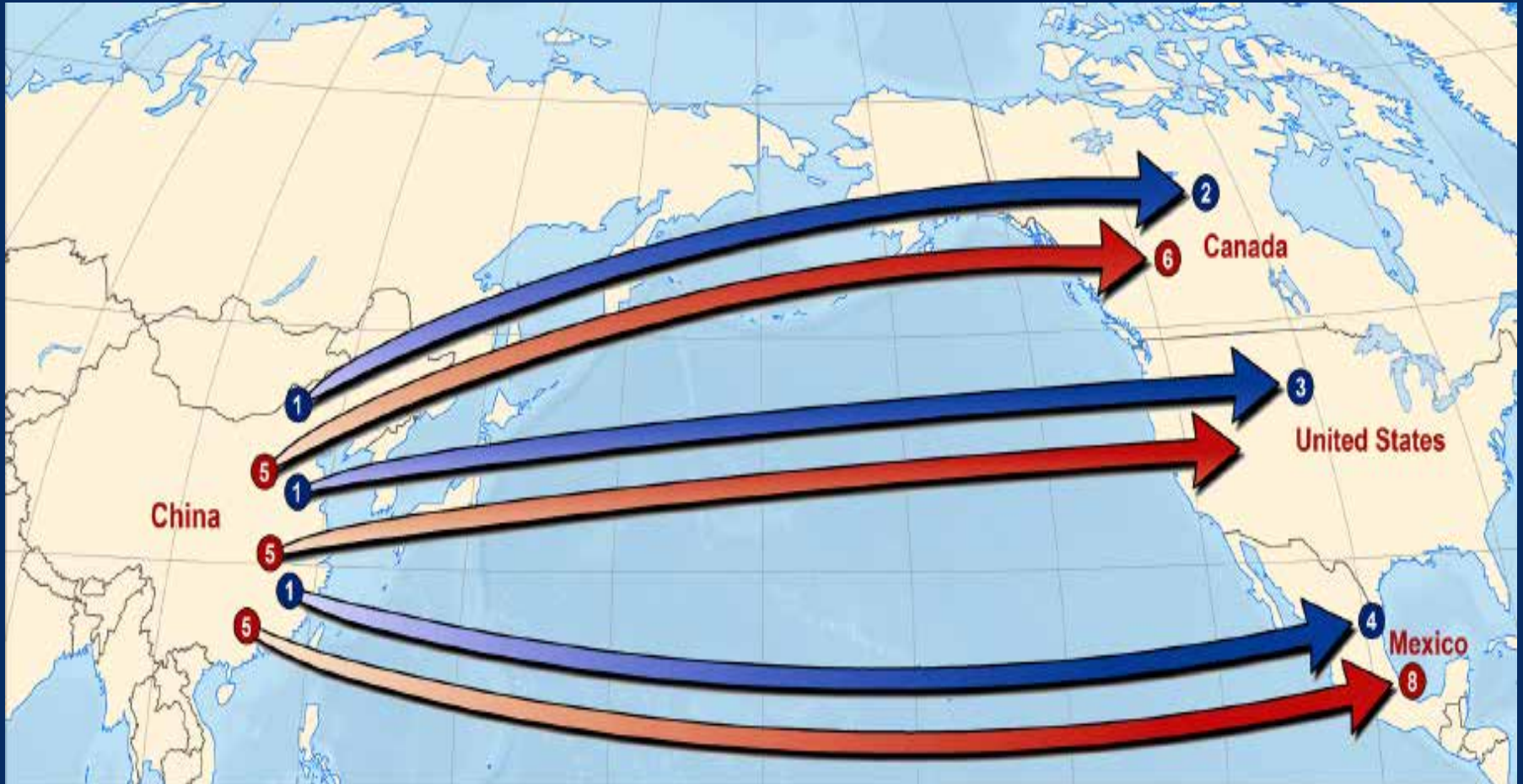


Fentanyl

- § Fentanyl is a synthetic opioid.
- § Fentanyl is very powerful (50-100 times more potent than heroin).
- § Dealers are combining Fentanyl with Heroin, pills, marijuana, counterfeit pills, etc.
- § Carfentanil (100 times more potent than Fentanyl).
- § Is stolen or diverted from legitimate channels.



Fentanyl





Fentanyl

§ Is purchased from China and shipped directly to the United States or smuggled through Mexico.

§ May 2015 Chinese Customs seized 46 Kilos of Fentanyl and 26 Kilos of acetyl fentanyl.

§ 6 customs officers became ill

§ 1 in a coma after handling.





Fentanyl

§ Produced in clandestine labs in the United States.

- § DEA LA Field Division
- § Residential location
- § 3 pill presses
- § Powder mixing equipment
- § Ventilation equipment





Fentanyl



Heroin

Fentanyl

Carfentanil


Lethal Dose

DEA



Fentanyl Dangers to Practitioners

- § **Be cautious when inventorying personal items in ED or the hospital.**
- § **Be cautious when touching patients.**
- § **Be cautious when going through a patient's personal items.**
- § **Don't **ever** take back a patient's medications.**



From Pills to Heroin





From Pills to Heroin

§ 75% of heroin users switched after first using controlled substance prescription pain relievers.

§ Heroin is much cheaper than prescription drugs.

§ Deck: 1 small bag of heroin (\$8 to \$10)

§ Bundle: 10 bags of heroin



Prescription Drug Abuse Trends



Prescription Drug Abuse

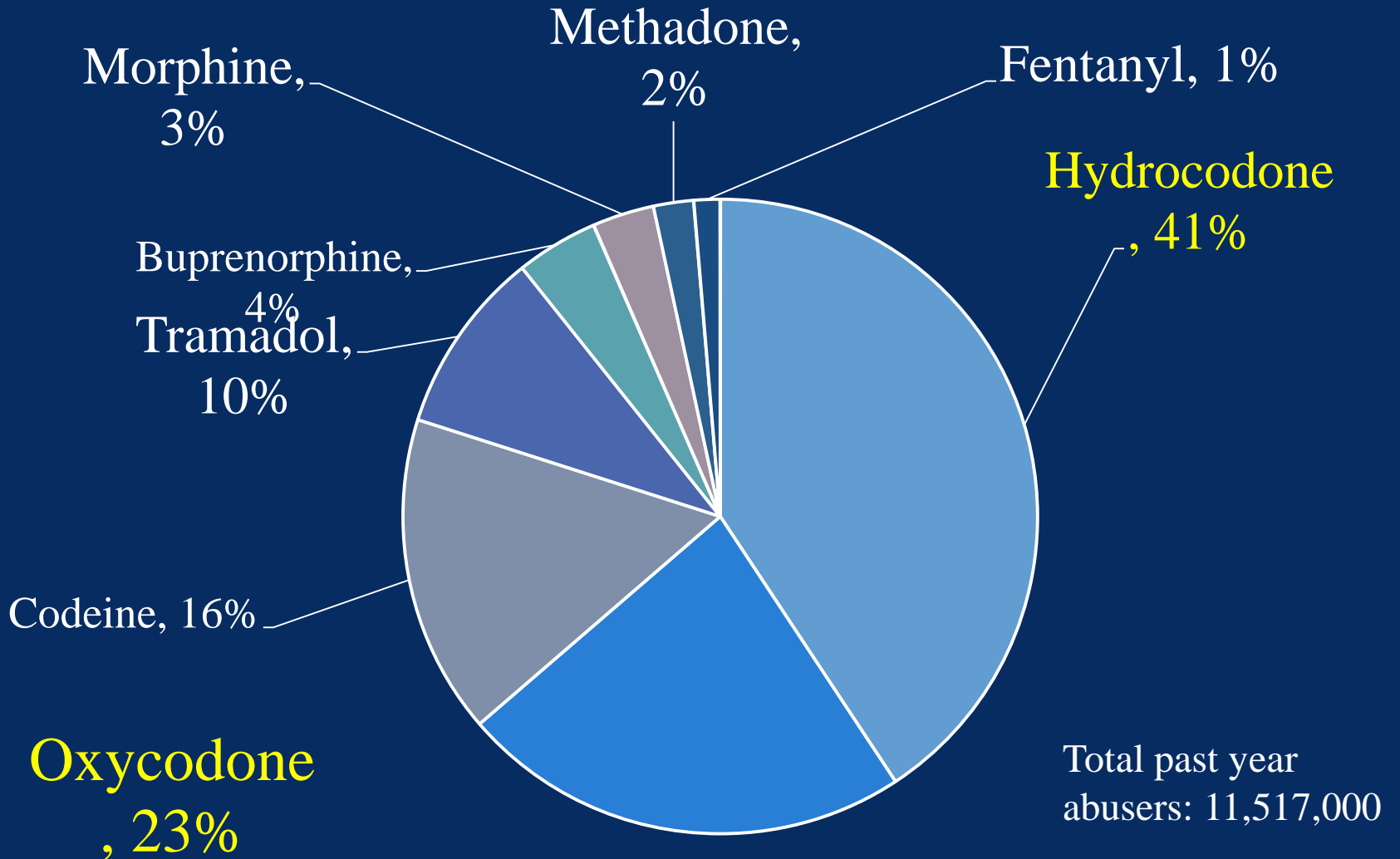
Is Driven By-

**Indiscriminate Prescribing And
Criminal Activity**



Prescription Pain Reliever Misuse

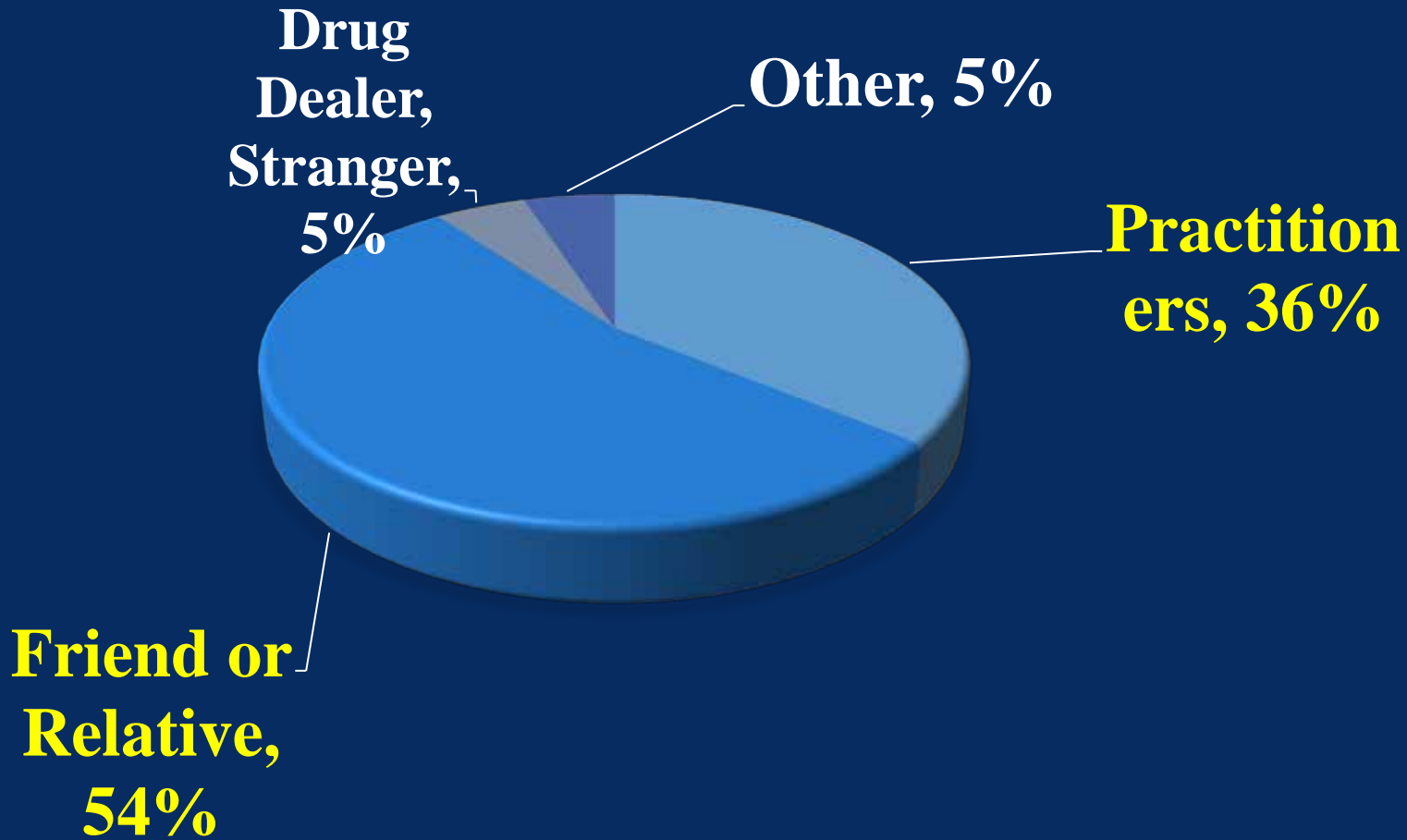
(Age 12 and Older)(2016)



Source: National Survey On Drug Use and Health (2016)



Where Do They Come From?



Source: Department of Health and Human Services



Many Patients Share Prescribed Controlled Substances

University of Pennsylvania Dental School Study:

- § ***More than half of the narcotics prescribed for wisdom teeth removal go unused...findings suggest that more than 100 million pills prescribed go unused... leaving the door open for possible misuse or abuse.**

Source: <https://www.pennmedicine.org/news/news-releases/2016/september/100-million-prescription-opioid>
https://www.nlm.nih.gov/medlineplus/news/fullstory_159336.html



Many Patients Share Prescribed Controlled Substances

John Hopkins Study:

- § **+60% had leftover opioids they hung on for “future use”**
- § **20% shared their medications**
- § **8% likely will share w/ friend**
- § **14% likely will share w/ relative**
- § **>10% securely lock their medication**

Source: <https://www.pennmedicine.org/news/news-releases/2016/september/100-million-prescription-opioid>

https://www.nlm.nih.gov/medlineplus/news/fullstory_159336.html



Many Patients Share Prescribed Controlled Substances

John Hopkins Study:

- § The study further explored adult attitudes towards controlled substances and found:
- § 73 percent of adults agreed that children can overdose on opioids more easily than adults.

Source: <https://www.pennmedicine.org/news/news-releases/2016/september/100-million-prescription-opioid>
https://www.nlm.nih.gov/medlineplus/news/fullstory_159336.html



Many Patients Share Prescribed Controlled Substances

John Hopkins Study:

- § Yet found that 13% of the respondents “worry” about their children accessing their opioid medications.
- § With parents of older children reporting that they were **significantly less** likely to worry about children accessing medications than parents of younger children.

Source: <https://www.pennmedicine.org/news/news-releases/2016/september/100-million-prescription-opioid>
https://www.nlm.nih.gov/medlineplus/news/fullstory_159336.html



Violence





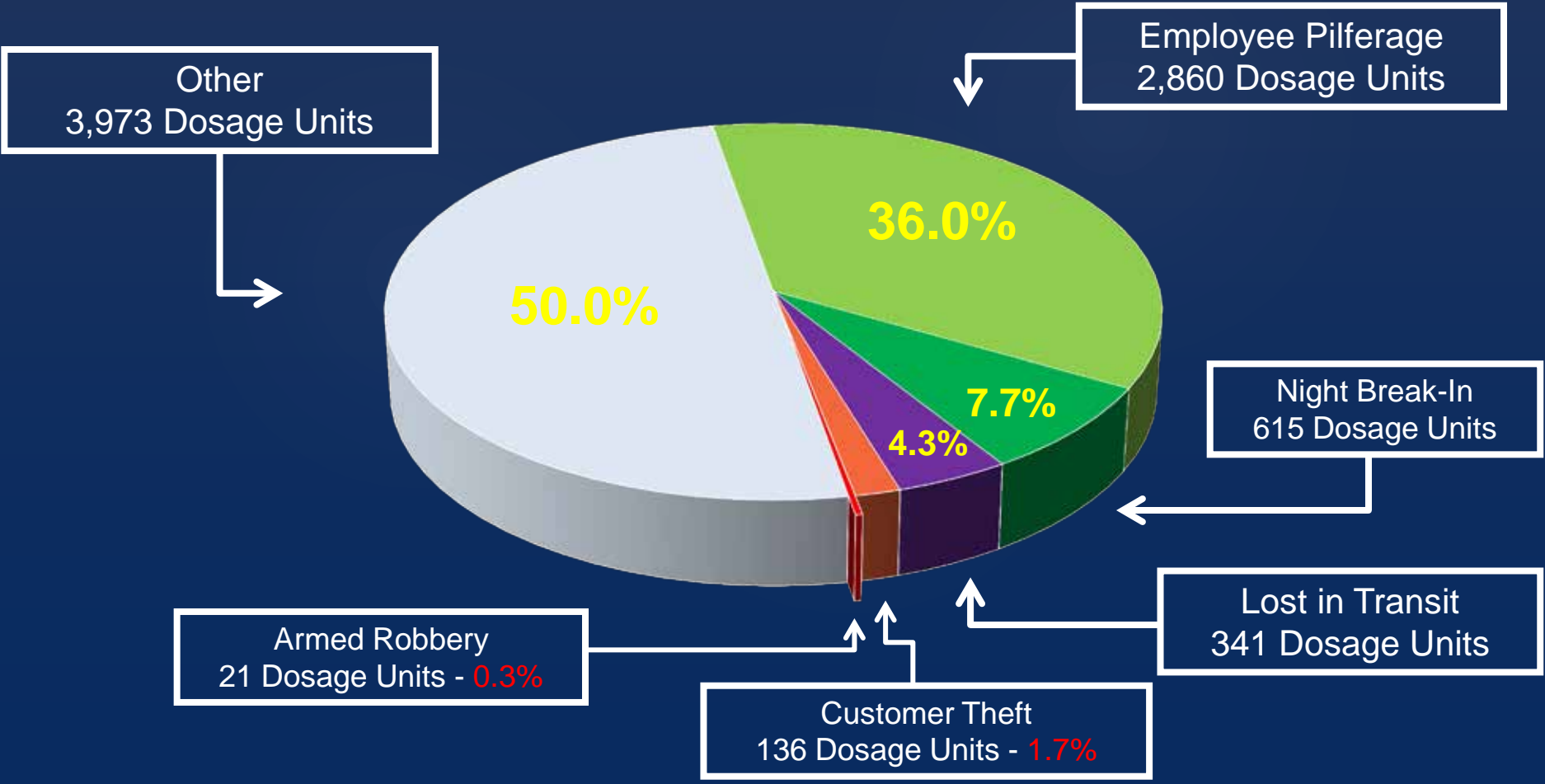
Violence Associated With Opiates

Communities undergo:

- § **Drug related crimes**
 - a. **Robberies**
 - b. **Burglaries/break ins**
 - c. **Drug thefts**
- § **Abuse and neglect of children**
- § **Domestic violence in the home**
- § **Increase of arrests**

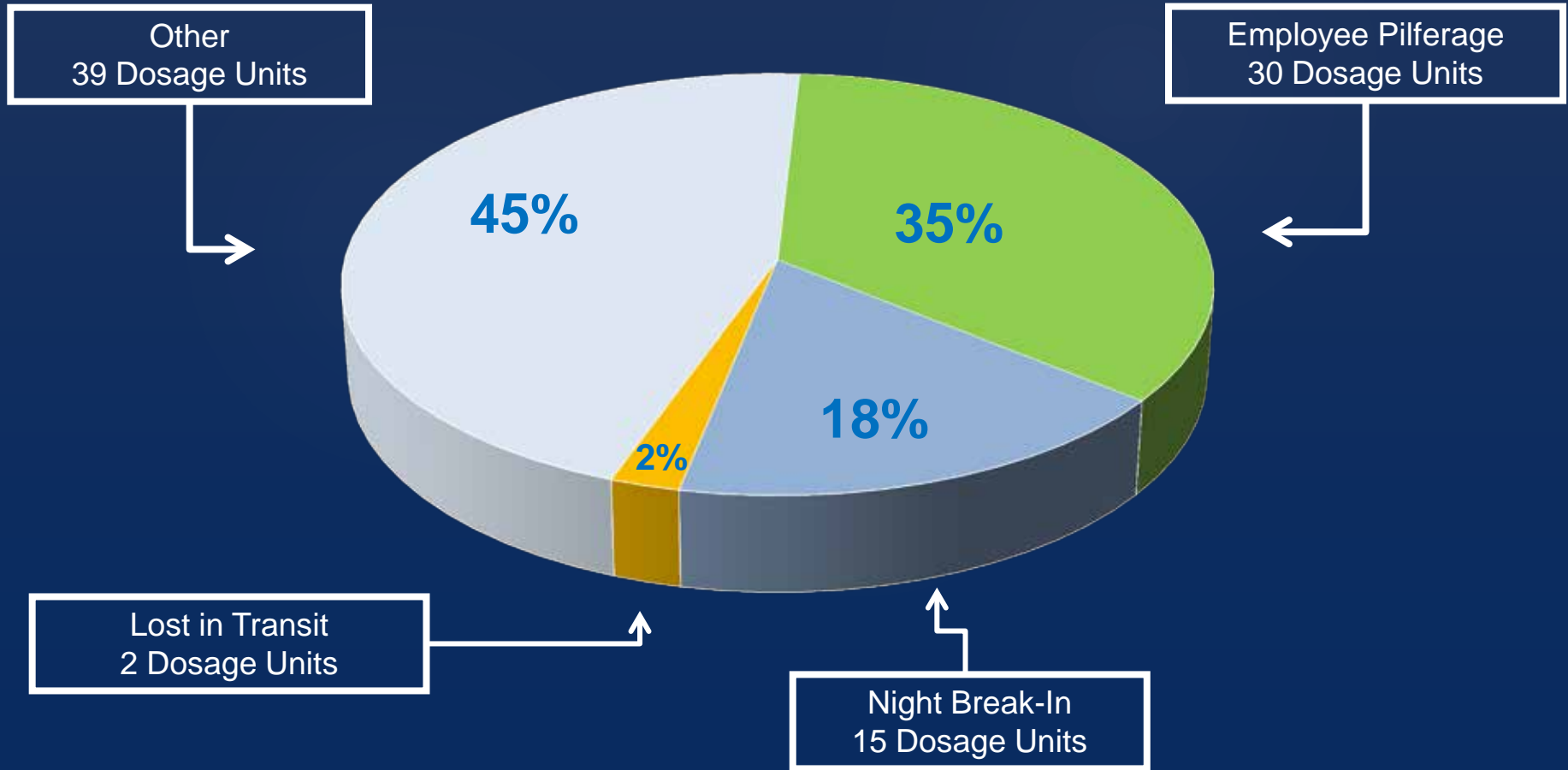
Nationwide Practitioners Thefts in Dosage Units

January 1, 2009 – December 31, 2017





Kentucky Practitioner Thefts in Dosage Units January 1, 2009 – December 31, 2017





CDC Guidelines

Prescribing Opioids for Chronic Pain

Clinical Reminders:

- § **Opioids are not first-line or routine therapy for chronic pain.**
- § **Establish and measure goals for pain and function.**
- § **Discuss benefits, risks and availability of non opioid therapies with patients.**

Source: CDC Morbidity & Mortality Weekly Report **CDC
Guideline for Prescribing Opioids for Chronic Pain —
United States, 2016, March 15, 2016**
www.cdc.gov/drugoverdose/prescribing/guideline.html



CDC Guidelines

Prescribing Opioids for Chronic Pain

Clinical Reminders:

- § Use immediate-release opioids when starting.
- § Start low and go slow.
- § When opioids are needed for acute pain, prescribe no more than needed.

Source: CDC Morbidity & Mortality Weekly Report **CDC
Guideline for Prescribing Opioids for Chronic Pain —
United States, 2016, March 15, 2016**
www.cdc.gov/drugoverdose/prescribing/guideline.html



CDC Guidelines

Prescribing Opioids for Chronic Pain

Clinical Reminders:

- § **Do not prescribe ER/LA opioids for acute pain.**
- § **Follow-up and re-evaluate risk of harm; reduce dose or taper and discontinue if needed.**
- § **Evaluate risk factors for opioid-related harms.**

Source: CDC Morbidity & Mortality Weekly Report CDC
Guideline for Prescribing Opioids for Chronic Pain —
United States, 2016, March 15, 2016
www.cdc.gov/drugoverdose/prescribing/guideline.html



CDC Guidelines

Prescribing Opioids for Chronic Pain

Clinical Reminders:

- § **Check PDMP for higher dosages and prescriptions from other providers.**
- § **Use urine drug testing to identify prescribed substances and undisclosed use.**
- § **Avoid concurrent benzodiazepine and opioid prescribing.**
- § **Arrange treatment for opioid use disorder if needed.**



Survey of Long-Term Painkiller Users

- § Majority say their doctor talked about possibility of addiction or dependence – **61% say there was no discussion about plan to get them off.**

- § Majority say they used the drugs to relieve pain. Other major reasons for taking them:
 - § **20%** - “for fun or get high”
 - § **14%** - “to deal with day-to-day stress”
 - § **10%** - “to relax or relieve tension”

Source: Washington Post/Kaiser Family Foundation
Survey of Long-Term Prescription Painkiller Users and
Their Household Members, December 2016



Survey of Long-Term Painkiller Users

§ Other Findings:

- § **34% admit being dependent or addicted.**
- § **17% have taken painkillers that were not specifically prescribed for them.**
- § **14% have given their painkillers to a family member or friend.**
- § **20% know or suspect someone was using, taking or selling their painkillers.**

Source: Washington Post/Kaiser Family Foundation
Survey of Long-Term Prescription Painkiller Users and
Their Household Members, December 2016



Post Questions

1. Which country, per million population, has the largest amount of drug induced deaths ages 15-64?
 - A. Sweden
 - B. Germany
 - C. United States
 - D. Russia
 - E. China



Post Questions

- 2. Where does Kentucky rate in the United States in the amount of Hydrocodone dispensed?**
- A. 15th**
 - B. 48th**
 - C. 2nd**
 - D. 25th**



Post Questions

- 3. What percentage of the world's hydrocodone production does the United States consume?**
- A. Less than 10%**
 - B. 34%**
 - C. 50%**
 - D. More than 70%**



Post Questions

4. What is the most misused prescription controlled substance pain reliever in the United States?

- A. Oxycodone**
- B. Morphine**
- C. Hydrocodone**
- D. Codeine**



Post Questions

- 5. What percent of heroin users began their addictions with prescribed pain relievers?**
- A. 15%**
 - B. 40%**
 - C. 75%**
 - D. 90%**
 - E. 99%**



*Thank-you for your time
and attention !*

